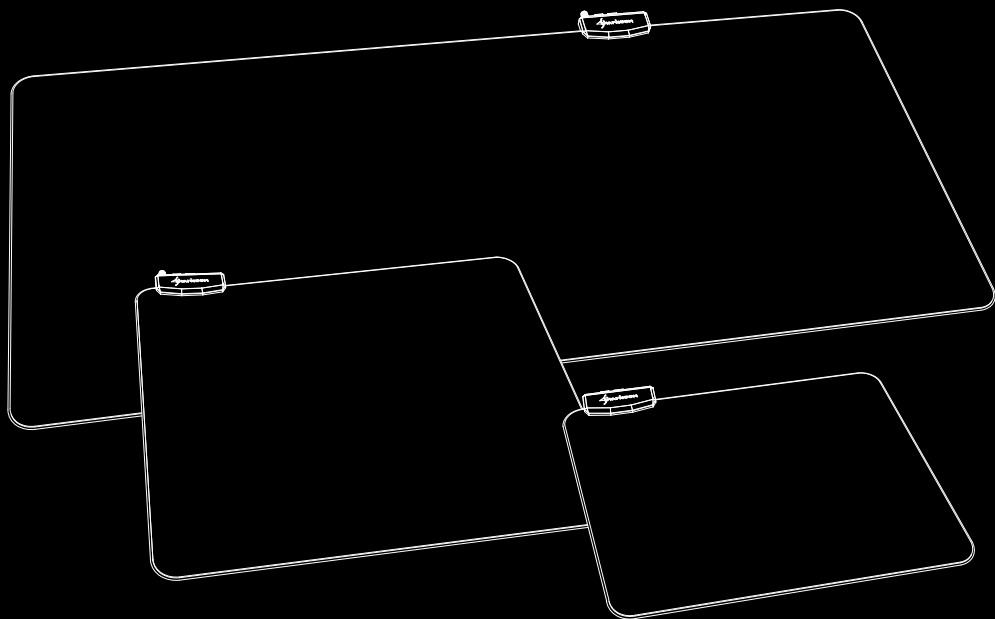


Sharkoon



1337 RGB

SERIES

Manual

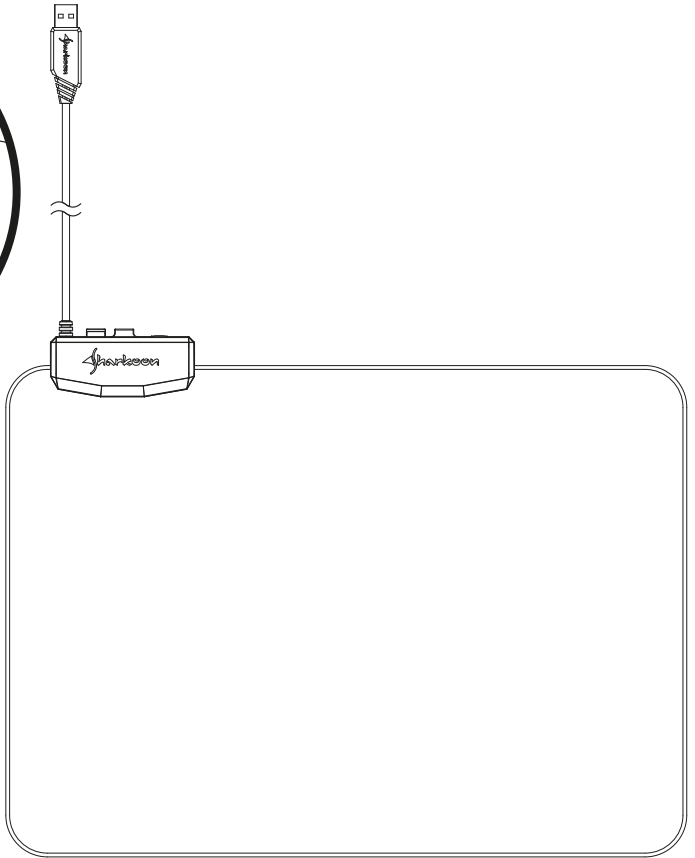
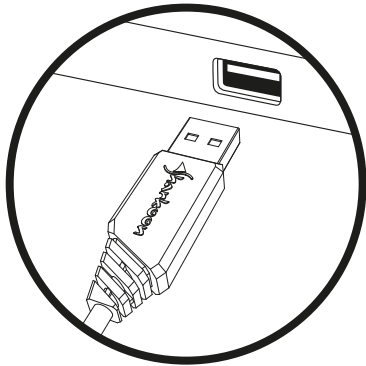

Specifications

General:	1337 RGB	1337 RGB XL	1337 RGB XXL
■ Surface	Textile	Textile	Textile
■ Adjustable Illumination	✓	✓	✓
■ Nonslip Rubber Base	✓	✓	✓
■ DurableStitch Sewing	✓	✓	✓
■ Textile Braided Cable	✓	✓	✓
■ Cable Length	180 cm	180 cm	180 cm
■ Connector	USB	USB	USB
■ Height	3 mm	3 mm	3 mm
■ Weight incl. Cable	225 g	400 g	800 g
■ Dimensions (L x W x H)	359 x 279 x 9 mm	450 x 380 x 9 mm	905 x 425 x 9 mm

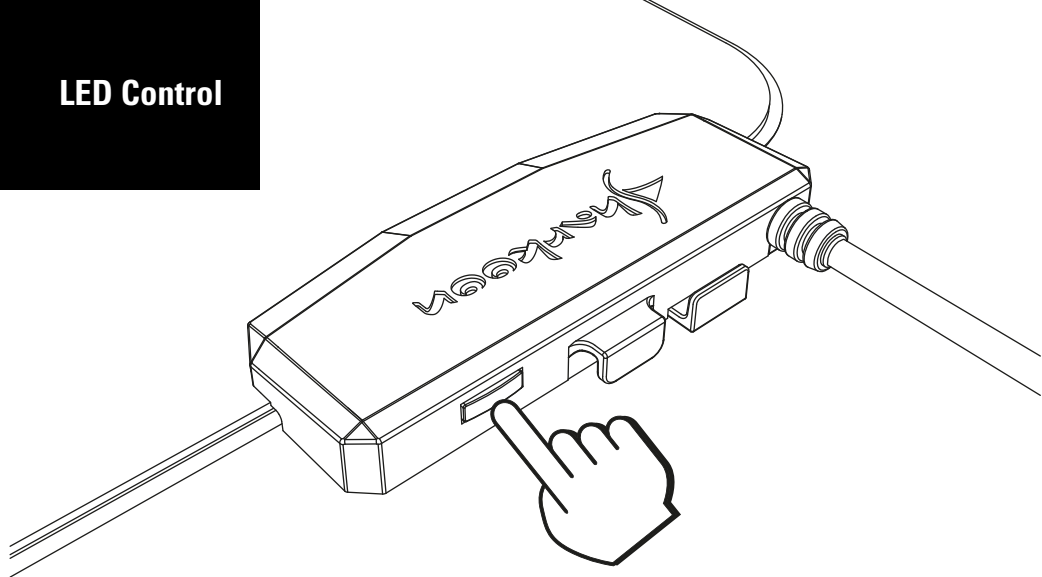
Package Contents:

■ 1337 RGB	✓	✓	✓
■ Manual	✓	✓	✓

USB Connector



LED Control



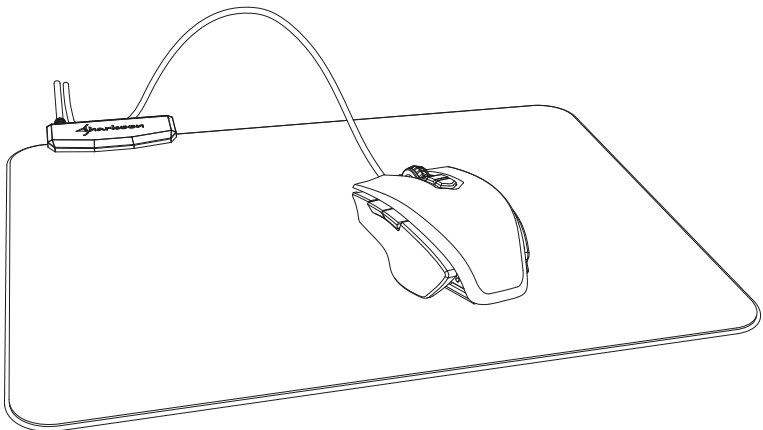
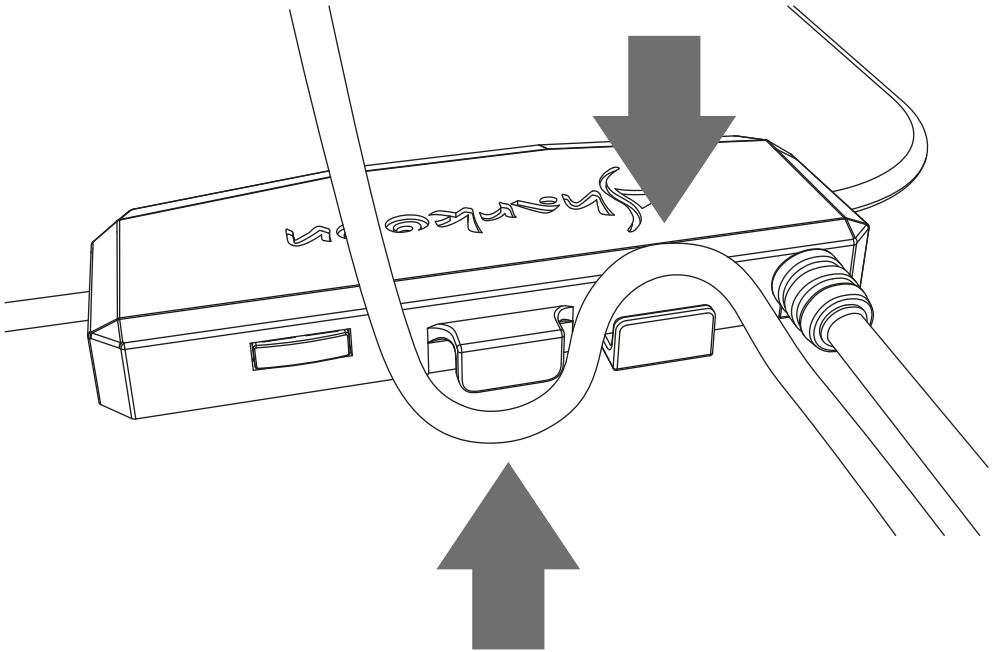
With the lighting off, press the button on the controller twice in quick succession to activate the illumination. The preset mode is "Permanent" (see Lighting Modes below), while green is set as the default color. Press the controller button once to change the color. The color sequence is as follows: green, red, blue, yellow, light blue, purple and then white. Press and hold the controller button to dim the illumination. Press the controller button twice in quick succession to switch to the next lighting mode.

This mode causes the currently selected color to pulsate. Press the controller button once to change the color in the sequence mentioned above. Press the button twice in quick succession to switch to the next lighting mode.

In the third adjustable lighting mode, the colors change automatically and continuously. Press the controller button once to stop the color change and keep the currently displayed color. Press the button again to restart the color change. Press and hold the button to dim the illumination. To turn off the illumination, press the controller button twice in quick succession.

Lighting Modes	Press Once	Press and Hold	Press Twice
Off	N/A	N/A	Illumination On
Permanent	Next Color	Dim Illumination	Next Mode
Pulsating	Next Color	N/A	Next Mode
Color Change	Stop Color Change	Dim Illumination	Illumination Off

Mouse Cable Guide



Legal Disclaimer

For potential loss of data, especially due to inappropriate handling, SHARKOON assumes no liability. All named products and descriptions are trademarks and/or registered trademarks of the respective manufacturers and are accepted as protected. As a continuing policy of product improvement at SHARKOON, the design and specifications are subject to change without prior notice. National product specifications may vary.

All rights reserved especially (also in extracts) for translation, reprinting, reproduction by copying or other technical means. Infringements will lead to compensation. All rights reserved, especially in case of assignment of patent or utility patent. Means of delivery and technical modifications reserved.

Disposal of your old products

Your product is designed and manufactured with high quality materials and components, which can be recycled and reused.



When this crossed-out wheeled bin symbol is attached to a product, it means the product is covered by the European Directive 2012/19/EU. Please be informed about the local separate collection system for electrical and electronic products. Please act according to your local rules and do not dispose of your old products with your normal household waste. The correct disposal of your old product will help prevent potential negative consequences to the environment and human health.

SHARKOON Technologies GmbH
Siemensstraße 38
35440 Linden
Germany

© **SHARKOON Technologies 2018**

info@sharkoon.com
www.sharkoon.com